

Key Stage 2 SATs
Year Six - 2023/24



What are the SATs?



The end of Key Stage Two assessments are sometimes informally referred to as 'SATs'.

- SATs stands for Statutory Assessment Tests and are held at the end of Key Stage Two.
- It is a statutory requirement for Year 6 pupils in state primary schools across the country to do the SATs.
- Tests are created by the Standards and Testing Agency.

What are the SATs?



SATS week across the country begins on **Monday 13th May 2023**.

The SATs papers consist of:

- GPS - Grammar, Punctuation and Spelling
- Reading
- Mathematics: Paper 1 Arithmetic, Reasoning Paper 2 and Reasoning Paper 3
- Writing is assessed using evidence collected throughout Year 6. There is no Year 6 SATs writing test.

Timetable



| Date | Tests |
|------------------|---|
| Monday 13 May | English grammar, punctuation and spelling: <ul style="list-style-type: none">• Paper 1: questions• Paper 2: spelling |
| Tuesday 14 May | English reading |
| Wednesday 15 May | Mathematics: <ul style="list-style-type: none">• Paper 1: arithmetic• Paper 2: reasoning |
| Thursday 16 May | Mathematics Paper 3: reasoning |

What happens each day during SATs week?



- Pupils in Year Six will arrive at school at 8.30am.
- We will offer breakfast to each child: bacon/sausage sandwiches or toast.
- The class will be split into two groups: one in the Year Six classroom and one in the Year Five classroom. This will allow the pupils to have plenty of room to do their tests.
- Some pupils may have a prompter or reader for their papers.
- If a child does happen to feel distressed (which we hope they don't), they can have a timed break and return to their paper.

How are the papers graded?



The marked tests will provide the following information:

- **A raw score** (i.e. number of marks)
- **A scaled score** which is an indication of whether the national standard has been met.

On publication of the test results in July:

- A child awarded a scaled score between 100 – 109, is judged to have met the ‘national standard’ (ARE) (EXS) in the area judged by the test;
- If a child’s score is 110 or above, they are judged as working beyond (or above) the expected national standard (GDS).
- If a child’s score is between 80 to 99, they are judged to have not yet met the national standard and performed below the expectation for their age (Working towards).

The Grammar, Punctuation and Spelling Papers



There will be two papers to assess the child's understanding of Key Stage Two Grammar, Punctuation and Spelling (GPS)

- Paper 1 focuses on all three elements (spelling, punctuation and grammar). The paper lasts for 45 minutes. Total marks available is 50.
- Paper 2 consists of a spelling test only. It should take approximately 15 minutes, although this is not a set amount of time. Total marks available is 20.

The Grammar Punctuation and Spelling Papers



Tick one box in each row to show whether the sentence is an **exclamation** or a **question**.

| Sentence | Exclamation | Question |
|---|-------------|----------|
| How disappointing it was that it rained on sports day | | |
| How many times have you been to the swimming pool this week | | |
| How will you spend your summer holidays | | |
| How kind you are to give me this present | | |

Insert a **colon** in the correct place in the sentence below.

Dipti is keen to practise the drums she wants to play in the school band.

In which sentence is plant a **verb**?

Tick **one**.

- The recycling plant was closed for the weekend.
- The children plant beans in the school garden.
- I remember to water my plant every day.
- The roses were growing in a plant pot.

Circle the correct word in each underlined pair to complete the sentences below using **Standard English**.

The autumn leaves was / were crunching beneath our feet as we walked along.

We done / did a great job in picking the juiciest fruit for our pie.

My brother didn't do anything / nothing to help us.

1 mark

How can we help pupils with the GPS content?



- Practise spellings on Emile. Play the SATs spelling games because they range from Year One spellings upwards.
- Play grammar games on Emile.
- Complete GPS homework.
- Talk about which word classes words belong to in a sentence. Is it a noun? Verb?
- Read, read, read to develop vocabulary.

The Reading Paper.



- The reading test consists of a single test paper with three unrelated reading texts from a selection of genres. These could be any combination of non-fiction, fiction and/ or poetry.
- The test is designed to measure if the children's comprehension of age appropriate reading material meets the national standard.
- Children are given 60 minutes in total, which includes reading the texts and answering the questions.
- A total of 50 marks are available.

The Reading Paper.



Look at the first paragraph.

How can you tell Priya was feeling nervous?

Write **two** ways.

1. _____
2. _____

2 marks

Look at the paragraph beginning: *The sound died away...* to the paragraph ending: *...the other side of the valley.*

Number the following locations 1–4 to show the order in which Priya thought she heard the vehicles travel.

- the foot of the hill
- the campsite
- the cattle grid
- the bridge

What positive messages does Harriet want readers to understand about bats?

Give **two** positive messages, using evidence from the text to support your answer.

An example has been done for you.

| Positive message | Evidence |
|---|--|
| Bats shouldn't be judged by their appearance. | She says even though they might look scary they aren't really. |
| _____ | _____ |
| _____ | _____ |
| _____ | _____ |
| _____ | _____ |

3 marks

How can we help with the reading paper content?



- Read often. It doesn't have to just be stories. Try recipes, poetry, graphic novels, newspapers and magazines.
- Talk about characters and what their personalities are like. Find evidence in the text to support these opinions.
- Practise skimming texts for key words and phrases.
- Look up the definitions of new words in a dictionary.
- Complete reading homework.
- Return your school reading book and make comments on the things that are going well and anything your child may struggle with.

The Mathematics Papers.



- The maths assessments consist of three tests.
 - Paper 1: Arithmetic (30 minutes)
 - Paper 2: Reasoning (40 minutes)
 - Paper 3: Reasoning (40 minutes)
-
- The maths arithmetic paper has a total of 40 marks. Pupils will have 30 minutes to complete the paper.
 - Papers 2 and 3 are reasoning papers. These tests have a total of 35 marks each. Each paper will last for 40 minutes.

The Arithmetic Paper.

$$4^3 + 3^2 =$$

$$809.3 \div 100 =$$

$$25\% \text{ of } 1640 =$$

$$2 - 0.22 =$$

$$6673 + 794 =$$

$$\frac{2}{9} \div 2 =$$

$$\frac{3}{10} + \frac{7}{8} =$$

$$\frac{1}{8} + \frac{3}{8} + \frac{3}{8} =$$

$$\frac{1}{8} \times \frac{3}{5} =$$

$$49 \times 32 =$$

| | | | | | |
|--|---|---|---|--|--|
| | | | | | |
| | | 4 | 9 | | |
| | × | 3 | 2 | | |
| | | | | | |
| | | | | | |
| | | | | | |
| | | | | | |

$$5117 \div 17 =$$

| | | | | | | | |
|--|---|---|--|---|---|---|---|
| | | | | | | | |
| | | | | | | | |
| | 1 | 7 | | 5 | 1 | 1 | 7 |
| | | | | | | | |
| | | | | | | | |
| | | | | | | | |
| | | | | | | | |

The Reasoning Papers.

20. Write down 3 numbers where the following are true:

The total of the 3 numbers is 20.

The product of the 3 numbers is 90.

21. Here are the ingredients for raspberry ripple ice cream.

250g raspberries

225g caster sugar

2 large eggs

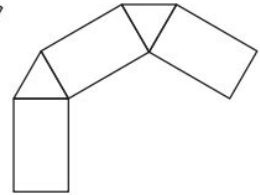
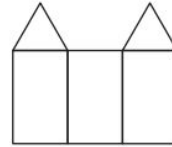
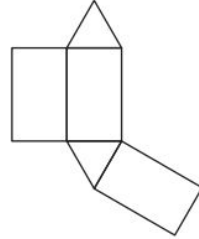
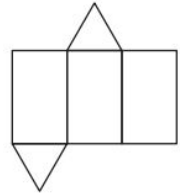
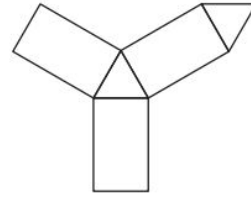
4 large egg yolks

600ml double cream

A mother has 5 litres of cream to make ice cream for a party. Sugar comes in 1kg bags.

How many bags of sugar will be needed?

16. Circle the nets which will make a triangular prism.



How can we help with the maths papers' content?



Log out Help Teacher Dashboard

Search...



My portal login

Select Curriculum

National Curriculum
(Eng)

Library

Latest

Number

Measurement

Geometry

Statistics

Booster packs

fSkills

Number

Filter Everything

| | | |
|-----------------------------|----|-----------------------------|
| Number and place value | | |
| Addition and subtraction | Y5 | Negative numbers 1 |
| Multiplication and division | Y5 | Estimating introduction |
| Fractions | Y6 | Negative numbers in context |
| Ratio and proportion | Y6 | Negative numbers 2 |
| Algebra | Y6 | Very big numbers |
| Probability | Y6 | Rounding and accuracy |
| Bar model | Y6 | Place value beyond 10,000 |

How can we help with the maths papers' content?

- Encourage your child to use TTRS to practise multiplication tables.
- Complete maths homework both online and in workbook.
- Use MyMaths lessons and videos to revisit content from previous years or cement new learning.